




QUICK START GUIDE

6.2 ColostroFIT Checklist Prepare colostrum bank



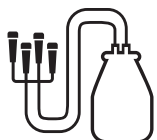
1 Start of calving

2 ColostroMAT is ready on Standby

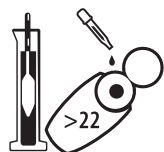


3 Calf is born

4 Milk cow as soon as possible

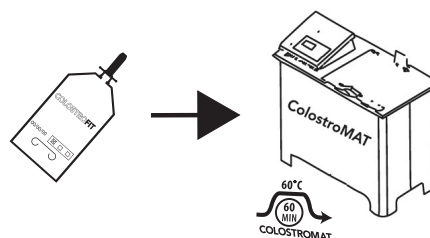


5 Check the colostrum quality
(Colostrometer in the green range;
Refractometer >22 Brix%)




6 Fill colostrum in ColostroBAG

7 Use Profile 1 to pasteurize colostrum
(Duration: about 2 hours)



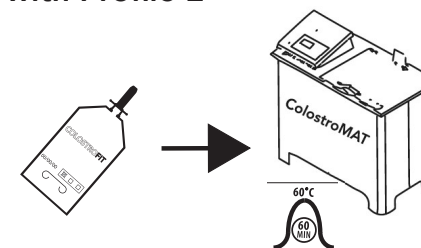
8 Feed calf as soon as possible (within 4
hours) with ColostroBAG



9 Dispose ColostroBAG



10 Pasteurize remaining colostrum
with Profile 2



11 Freeze and store pasteurized
colostrum

